



## RapidRoll® 3000

The High Performance Door with DiscDrive™ Technology  
Speedier. Stronger. Safer



Next generation of intelligent  
door control systems by  
Albany Door Systems

# RapidRoll® 3000

## The High Performance Door with the Distinguished Drive



**Appealing modern design:** Aluminium slats with vision panels for high transparency. Available in virtually all RAL colours for an attractive look.



With a maximum opening speed of 2.5 m/s, even on doors with larger dimensions, it already ranks among the "champions" of its class. Given their pace, the robust external doors offer all the speed and convenience of rapid-action industrial foil doors.

Industrial doors are not just basic commodities. They are a company's showpiece as they have a major bearing on the outward appearance of the building and therefore on the company's public image. This is why the technology is just one side of a door. The other side is the design.

Albany Door Systems, the inventor of the high performance doors, has introduced a new generation of roller doors to its range with the arrival of the 3000 series of high speed rolling doors. The door ultimately combines supreme function with cutting-edge design.

**Superior technology:** Exceptionally fast, extremely safe, extra strong, minimum maintenance and maximum durability.



Available in three versions, 3000, 3000 L and 3000 R, there are a number of options to meet the various requirements and specific needs in different applications, e.g.:

- External doors which are opened frequently
- Internal doors used to shut out draughts
- Dividers used to separate rooms or areas with different temperature requirements in the interests of energy conservation
- Parking ramps
- Versions with a slight incline and narrower side supports where space is limited
- Laser guard doors tested for conformity with DIN EN 60825-4
- In terms of noise suppression the doors can withstand up to 25 dB(A).



# Innovative DiscDrive™ Technology

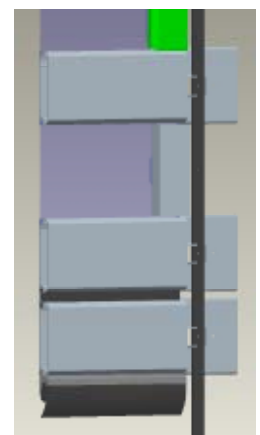
## The Unique Winding Concept



The centrepiece of the RapidRoll® 3000 High Performance Doors is their innovative DiscDrive™ technology whereby the aluminium slats are rolled up on winding shafts without touching each other. The slats are not hinged. This means no wear, minimum maintenance, added safety, and reduced secondary damage following crashes.

The tension cord of the RapidRoll® 3000 has been specially developed on the basis of the proven CONTI® POLYFLAT

technology. Its strength and durability make it both highly reliable and highly flexible. The innovative DiscDrive system developed by Albany Door Systems combined with the ContiTech belts makes for smooth, quiet and rapid operation.



Seitlich angeordnete flexible Hochleistungszuglemente untereinander verbunden.

The RapidRoll® 3000 may be able to open at a maximum speed of up to 2.5 m/s but it has other impressive features too. Like the way it opens and closes. Smooth powerful start, perfect acceleration and gentle braking. The motor runs steadily and efficiently. This prolongs the service life of all the door components by avoiding jerks and sudden movements. This is made possible through the use of the new innovative generation of Albany controls, the frequency converter control MCCVectorControl. The unit is based on a microprocessor control system and its modular design allows virtually unlimited extension options.



The hardware and software of the new MCCVectorControl can also be customised and easily upgraded to include any additional functions that may be required. Customer requirements can be

accommodated by simple modifications to the software.

The compact control unit is integrated in the door design and mounted under the drive. As such, it does not detract from the uniform aesthetic look of the door.

The user-friendly operating unit with graphical display supplies the user with constant information in plain text about the current status of the door and all the main technical parameters. The system also stores all the operating and maintenance data and indicates, for example, when the next service is due. This minimises the risk that the service will be forgotten. The entire system history is also recorded and documented at every service.



The control box is mounted under the drive unit




Graphical display

# Safety Installations and Maintenance

## It's an Open-and-Shut Case



The door complies with the German Ordinance on Workplaces, the accident prevention regulations, the harmonised CE standards and product standard EN 13241-1.



### Controlled safety

The outstanding Albany safety feature is the **1** patented pre-running photocell on the leading closing edge. If activated it functions without contact, causing the door to stop and reverse direction. This means optimum protection against personal injury and prevention of damage to the door and any goods in transit.

### Added protection

The high standard of safety is rounded off by an **2** additional stationary photocell fixed in the side frames. It also stops the door and reverses its direction if activated.

**3** A safety contact edge can also be built in for added safety. If the door makes contact with goods passing through when it is moving down then it will immediately go up.



### Manual operation

In the event of a power failure the door can be operated by releasing the brake manually. Depending on the width/height ratio, the door opens partly by means of the pre-stressed tension springs.



### Short servicing and maintenance times

The slats are mounted in rubberised belts making rapid and light work of replacing individual slats. This is an advantage when it comes to servicing and maintenance work. For example, the whole door section does not need to be replaced after a crash. The damaged slats can be taken out in a jiffy and new slats fitted in their place.



# The Door Slats

## Diversity for Individuality

Sleek and smooth aluminium slats are used in drawing modern industrial designs

### Standard:

#### Double-sided aluminium slats

The RapidRoll 3000 High Speed Rolling Door consists of individually sealed double-sided aluminium slats.

### Optional extra:

#### Slats with vision panels or transparent PVC sections

The door section can be fitted with slats with Perspex vision panels depending on the amount of light required. In this case the light transmission ratio on the entire door section can be up to 30 %. The door section can be made up of aluminium slats alternating with transparent PVC sections for even greater transparency. In this case the light transmission ratio can be up to 60%.



Perforated metal slats can also be fitted instead of aluminium slats for better ventilation - ideal for basement garages.



Double-sided aluminium slats



Slats with vision panels



Slats with vision panels



Slats with PVC sections

# Dazzling Array of Colours and Thickness

## Completely Custom-Made



Powder-coated slats and



Powder-coated slats and window sections



With pedestrian door

### Practical range of door designs

The 3000 series high speed rolling doors also rise to the occasion when it comes to customised designs. Door widths of up to 8000 mm and heights of up to 5000 mm are no problem. Where space is very much at a premium, e.g. in a basement garage, the 3000 R is ideal with its slight incline and narrower side supports.

If colour is high on the agenda the RapidRoll 3000 can still come up with the goods. The dazzling range leaves nothing to be desired. There is a wide variety of RAL shades to choose from besides the standard natural-coloured anodised aluminium slats. Even the exact same colour as your house is no problem for the RapidRoll 3000.

### Side panel options

The side panels are made of galvanised steel and can be optionally powder-coated in RAL colours. An alternative option is an aluminium version which looks particularly smart.

### Cladding options

The winding shaft can also be clad to finish off the look. Again there are various options to choose from: natural aluminium or powder-coated.

### Matching pedestrian door

If pedestrian access is required and space allows then a matching pedestrian door can be fitted next to the roller door.

# RapidRoll® 3000

## The High Performance Door with the Distinguished Drive



### 1 SIDE FRAME

The side frames are made from galvanised steel with bolt on covers to provide an attractive appearance and protect the door counterbalance and tensioning system. Options: powder coated (various RAL colours) or covers in aluminium. For model RapidRoll 3000R: Doors less than 3800 mm wide use springs only on the drive side frame. This reduces the non-driver side frame to 175 mm.

### 2 CURTAIN

RapidRoll 3000 and RapidRoll 3000R: The door curtain consists of anodised aluminium profiles without windows. Option: door curtain with isolated slats or Profiles with windows. RapidRoll 3000L: The door curtain consists of anodised aluminium profiles and transparent PVC sections. Option: grey PVC- sections.

### 3 COLOUR

A bilateral coating of the aluminium profiles is possible in a various of RAL colours.

### 4 TOR ROLL COVER<sup>1)</sup>

Standard without top roll cover. Option: Top roll covers of anodised aluminium or powder coated available (not pictured here).

### 5 MOTOR COVER<sup>1)</sup>

Standard without motor cover. Optional a motor cover are available for additional door protection (not pictured here).

### 6 DRIVE UNIT / MOTOR POSITION

Gear motor. Position can be chosen right or left hand side. For model RapidRoll 3000R the motor is integrated in the side frame.

### 7 SIZE REDUCTION

For the RapidRoll 3000R a smaller DiscDrive unit reduces the overall size of the top roll. This make the door perfect for applications with limited lintel and side room clearances.

### 8 CONTROL SYSTEM

Frequency converter control system MCC<sup>VectorControl</sup>. This system features soft-start/soft-stop technology, providing smoother operation during use resulting in less wear on the door components.

### 9 BOTTOM PROFILE

To improve sealing, e.g. in case of an uneven floor, an extended flexible seal is available as option.

### 10 SAFETIES

The patented pre-running safety photocell detects an object in the door path and immediately reverses the door before making contact. An additional doorline photocell is standard. Option: safety contact edge.

### 11 MANUAL ACTIVATION

In the event of a power failure the door can be operated by releasing the brake manually. Depending on the width/height ratio, the door opens partly by means of the pre-stressed tension springs.

### ACTUATORS

Individual applications can include additional safety devices. Actuators such as infrared, radar detectors, push buttons, vehicle detector loops or radio transmitters can be added to the control system. Please contact us for additional information for your specific needs.

### INDICATION OF RISK

The security of the door is designed for normal use and for vehicles in an industrial environment corresponding to the harmonized CE-Guidelines. In consideration of the on site situation - especially in case of pedestrian use - additional safety measures, such as additional actuators may be required. In addition, special environmental conditions may impact the choice of door type. For more information or to schedule an on-site inspection, please contact an Albany Door Systems sales engineer.

### Notes:

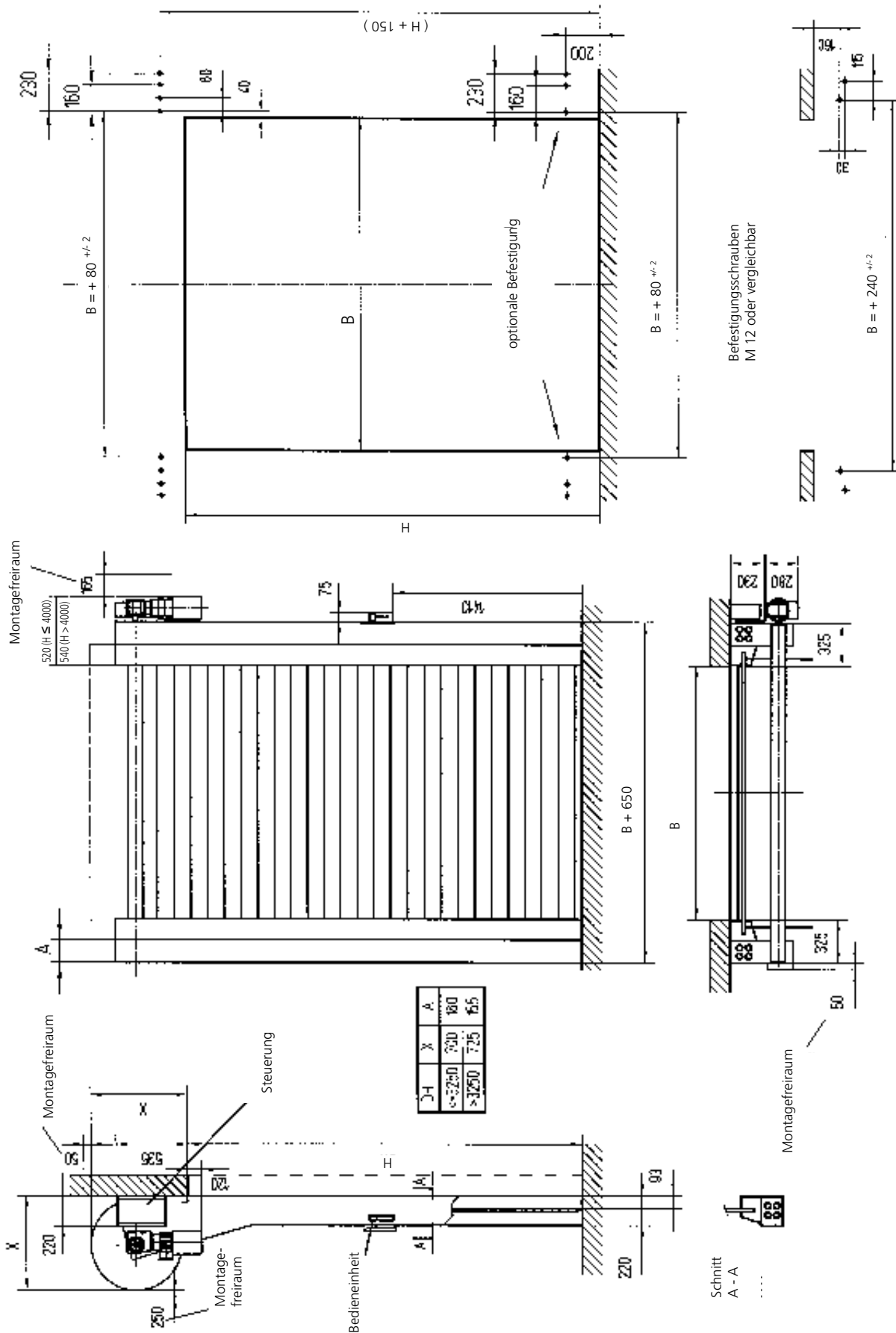
<sup>1)</sup> For doors of height  $\leq 2500$  mm the use of top roll and motor cover is required according to standard EN 13241-1.



Technical Data		RapidRoll® 3000	RapidRoll® 3000 L	RapidRoll® 3000 R
<b>Application</b>	Exterior door	suitable	suitable	suitable
	Interior door	suitable	suitable	suitable
	Machine protection	suitable	suitable	suitable
	Laser protection	suitable	suitable	suitable
<b>Wind resistance</b>				
<b>DIN EN 12424 in classes</b>		3	3	3
<b>Mounting position</b>		✓	✓	✓
<b>Door dimension ( mm)</b>				
DW min. / max.		600 / 8000*	600 / 5000*	600 / 6000
DH min. / max.		2500 / 5000	2500 / 5000	1500 / 3000
* other dimensions on request				
<b>Opening direction</b>		✓	✓	✓
<b>Surface side columns</b>				
Galvanised steel		✓	✓	✓
RAL colour pain		•	•	•
Aluminium (front covers)		•	•	•
<b>covers (option)</b>				
Motor cover (aluminium)		• <sup>1)</sup>	• <sup>1)</sup>	• <sup>1)</sup>
Top roll cover (aluminium)		• <sup>1)</sup>	• <sup>1)</sup>	• <sup>1)</sup>
<b>Door curtain (Lamellen)</b>				
Anodised aluminium		✓	—	✓
Aluminium eloxiert mit horizontalen				
Vision panals made from transparency PVC		—	✓	—
PVC sections grey		—	•	—
Isolation		•	—	•
Coloured profiles (RAL)		•	—	•
Profiles with windows		•	—	•
Lengthened flexible seal		•	•	•
<b>Drive unit</b>		✓	✓	✓
Motor power kW		1,1	1,1	1,1
<b>Chain drive</b>		on request	—	—
<b>Control system MCC<sup>VectorControl</sup></b>		✓	✓	✓
Additional opening height		✓	✓	✓
potential free contacts		•	•	•
Fuse protection 12 A (intern)		✓	✓	✓
Control voltage 24 V DC		✓	✓	✓
Protection degree IP 55		✓	✓	✓
3L(N)/PE 380/400/415/440/480V, 50/60 Hz		✓	✓	✓
Transformer necessary for 220/230/500V				
<b>Safety</b>				
Pre-running safety photocell		✓	✓	✓
Door line photocell		✓	✓	✓
Safety contact edge		•	•	•
<b>Curtain tension</b>		✓	✓	✓
<b>Counterbalance</b>		✓	✓	✓
Self opening (partial)		✓	✓	✓
Manual activation				
by releasing the brake with bowden lever from floor		✓	✓	✓
Break release lever outside		•	•	•
<b>Speed</b>				
open up to max. (m/s)		2,0 / 2,5	2,5	2,0
close up to max. (m/s)		0,6 / 0,7	0,7	0,5
<b>Traffic light functon</b>				
Without direction detection; 24 V DC		✓	✓	✓
With direction detection; 24 V DC		✓	✓	✓
Flashing alarm light; 24 V DC		✓	✓	✓
Error message		✓	✓	✓
• Option ✓ Standard — not available				
<sup>1)</sup> For doors of height < 2500 mm the use of top roll and motor covers is required according to standard EN 13241-1.				

# General drawing / Fixing plan

## RapidRoll® 3000, 3000L

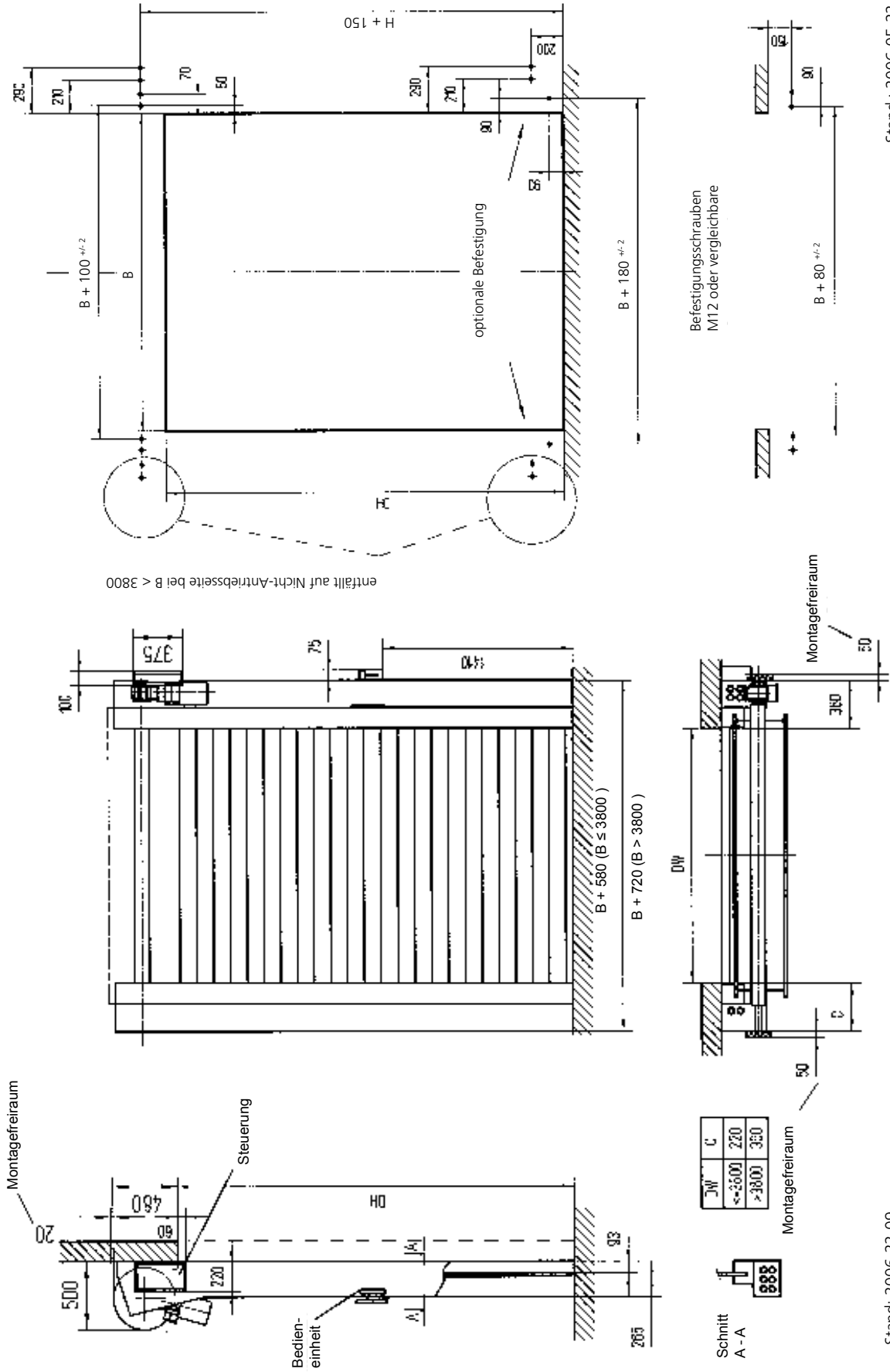


Stand: 2006-08-01

Stand: 2006-09-22

# General Drawing / Fixing Plan

## RapidRoll® 3000 R,



Stand : 2006-05-22

Stand: 2006-22-09

# Product Applications

## RapidRoll® 3000



### ALBANY DOOR SYSTEMS

#### ASIA

KIARA PARK 172-3-2 • JLN. BURHANUDDIN HELMI  
TTDI, 60.000 KUALA LUMPUR  
PHONE: +60 (0) 3 77 27 01 84 • FAX: +60 (0) 3 77 27 01 84  
INFO.ADS.MY@ALBINT.COM

#### AUSTRALIA

23 FAUNCE ST. WEST GOSFORD • 2250 NSW  
PHONE: +61 (0) 2 / 43 23 23 86 • FAX: +61 (0) 2 / 43 24 54 11  
SALES.ADS.AU@ALBINT.COM

#### GERMANY

AM MONDSCHEN 25 • 59557 LIPPSTADT  
PHONE: +49 (0) 29 41 / 766-0 • FAX +49 (0) 2941 / 766-294  
VERKAUF.ADS.DE@ALBINT.COM

#### SWEDEN

BOX 509 • S - 301 80 HALMSTAD  
PHONE: +46 (0) 35/14 73 00 FAX: +46 (0) 35/14 73 99  
SALES.ADS.SE@ALBINT.COM

#### USA

975-A OLD NORCROSS ROAD • LAWRENCEVILLE • GA 30045-4321  
PHONE: +1 (0) 7 770 / 338 / 5000 • FAX: +1 (0) 770/338/5024  
SALES.ADS.US@ALBINT.COM

Albany Door Systems products and services are available around the world. For a subsidiary or a representative in your region visit

[WWW.ALBANYDOORS.COM](http://WWW.ALBANYDOORS.COM)